

Technical datasheet

FLITSUR-1000-S-940-2-SYM-BL



Product description

Flit Surface is a surface-mounted linear LED luminaire with LED source with 60,000 hours lifetime and high efficiency up to 165 lm/W. Available in 2 lengths and 4 power options, wide range of color temperatures (3000K-6500K) with CRI 80+/90+. Five light distribution types and DALI control option available. Ideal for commercial premises, offices, warehouses and production halls with demanding visual tasks. 5-year warranty.



LED

220-240V  
50-60Hz

IP20

UGR  
< 19

CCT  
4000 k

CRI  
90+

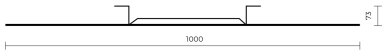
DIMM  
Push

CLO

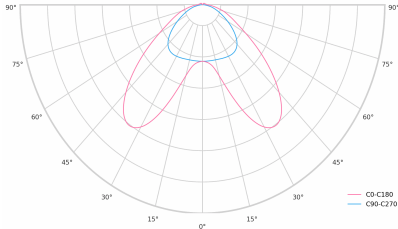
Product technical data

Mains voltage	220 - 240V AC, 50/60Hz	Ripple	1 %
Connection method	Connection cable	DALI address	1
Dimming type	DALI	Inrush current	6 A
		Inrush time	800 µs
IP rating	20	Optical system	Lenses
Protection class	I	Optical part material	PMMA
Ambient temperature	0 to +30 °C	Housing material	Aluminium
		Surface finish	Powder coated
Light source	LED	Width	62.00 cm
Colour temperature	4000k	Height	57.00 cm
Color rendering index	90	Length	1,000.00 cm
Rated luminous flux	2,584 lm	Weight	1.40 kg
Connected load	19.23 W		
Luminous efficacy	134.4 lm/W	Service lifetime (L80 B10)	60 000 h
		Warranty	5 years

Dimensions



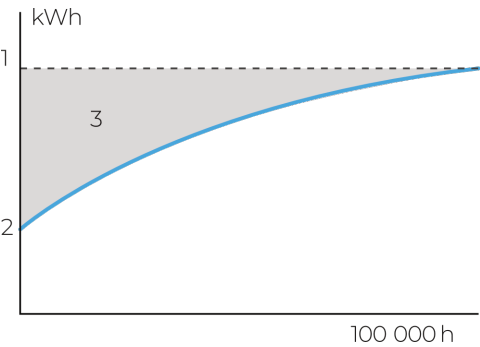
Light distribution



Constant Light Output (CLO)

This system compensates for the depreciation of luminousflux to avoid excess lightingat the beginningof the installation's service life. Luminous depreciation over time must be taken into account to ensure a predefined lightinglevel duringthe luminaire's usefullife.

Without a CLO feature, this simply means increasingthe initial power upon installationin order tomake up for luminous depreciation. By precisely controlling the luminous flux,the energy needed to reach the required level can be maintained throughout the luminaire's life.



A. Dimming level  
B. Time

DALI 2

DALI (Digital Addressable Lighting Interface) is an international standard for digital lighting control systems. It enables individual control of each luminaire in the network using digital signals - unlike traditional analog solutions.

- Key DALI2 innovations:**
- Advanced diagnostic capabilities
  - Better fault reporting and device status
  - Enhanced scene programming options
  - Support for RGB/RGBW and tunable white