

Technical datasheet

WORSUS-L-950-2-50-WH-



Product description

Worker suspended is a suspended linear LED luminaire with LED source with 50,000 hours lifetime. Available in 4 power options, color temperatures 3000K/4000K/5000K with CRI 80+/90+. Four light distribution types (50°, 80°, SYM, WAS) with special optics reducing glare and DALI control option available. Wide range of cable colors. Provides comfortable and natural lighting with excellent parameters. Ideal for offices and stores. 5-year warranty.

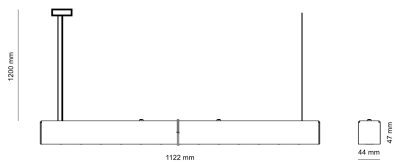


LED 220-240V 50-60Hz **IP20**  **CE** **UGR < 19** **CCT 5000 k** **CRI 90+** **DIMM Push** **CLO** 

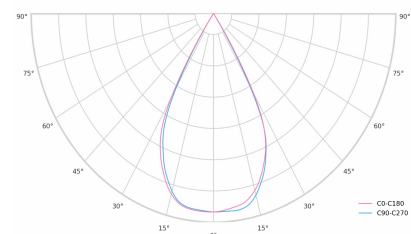
Product technical data

| | | | |
|-----------------------|------------------------|----------------------------|---------------|
| Mains voltage | 220 - 240V AC, 50/60Hz | Ripple | 1 % |
| Connection method | Plug-in terminal | DALI address | 1 |
| Dimming type | DALI | Standby power | 0.50 W |
| IP rating | 20 | Inrush current | 18 A |
| Protection class | I | Inrush time | 180 µs |
| Ambient temperature | 0 to +25 °C | Optical system | Lenses |
| Light source | LED | Optical part material | PMMA |
| Colour temperature | 5000k | Housing material | Aluminium |
| Color rendering index | 90 | Surface finish | Powder coated |
| Rated luminous flux | 5,577 lm | Width | 44.00 cm |
| Connected load | 51.54 W | Height | 47.00 cm |
| Luminous efficacy | 108.2 lm/W | Length | 1,122.00 cm |
| | | Weight | 2.80 kg |
| | | Service lifetime (L80 B10) | 50 000 h |
| | | Warranty | 5 years |

Dimensions



Light distribution



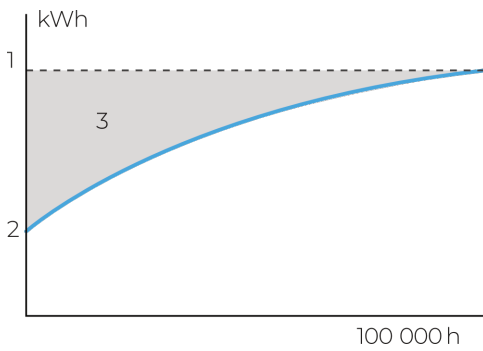
Available cable colors



Constant Light Output (CLO)

This system compensates for the depreciation of luminous flux to avoid excess lighting at the beginning of the installation's service life. Luminous depreciation over time must be taken into account to ensure a predefined lighting level during the luminaire's useful life.

Without a CLO feature, this simply means increasing the initial power upon installation in order to make up for luminous depreciation. By precisely controlling the luminous flux, the energy needed to reach the required level can be maintained throughout the luminaire's life.



A. Dimming level
B. Time

DALI 2

DALI (Digital Addressable Lighting Interface) is an international standard for digital lighting control systems. It enables individual control of each luminaire in the network using digital signals - unlike traditional analog solutions.

Key DALI2 innovations:

- Advanced diagnostic capabilities
- Better fault reporting and device status
- Enhanced scene programming options
- Support for RGB/RGBW and tunable white